

Power Relay Series 功率继电器系列--QY33F

FEATURES特点

- Up to 10A contact switching capability
高达10A触点切换能力
- Plastic sealed and water proofed types
塑封型与防水型可供选择
- 4kV dielectric strength (between coil and contacts)
线圈与触点间介质耐压4,000V
- Outline dimensions (20.6X10.2X15.7) mm.
外形尺寸 (20.6X10.2X15.7) mm。



CONTACT PARAMETERS触点参数

Model Series型号系列	QY33F(3A/5A)	QY33F(10A)-1H
Rating Load (Resistive) 额定负载 (阻性)	3A/5A 250VAC/30VDC	10A 250VAC/30VDC
Max. Switching Current最大切换电流	5A	10A
Max. Switching Voltage最大切换电压	250VAC/30VDC	250VAC/30VDC
Max. Switching Power最大切换功率	1,250VA/750W	2,500VA/300W

CHARACTERISTICS性能参数

Contact Materials触点材料	Ag Alloy银合金	
Contact Resistance接触电阻	100mΩ Max.	
Operate Time吸合时间	10msec.Max.	
Release Time释放时间	4msec.Max.	
Insulation Resistance绝缘电阻	1000MΩ Min.(DC500V)	
Initial Dielectric Strength介质耐压	Between open contacts: 触点与触点间:	1,000VAC,50/60Hz 1Min.
	Between contacts and coil: 触点与线圈间:	4,000VAC,50/60Hz 1Min.
Vibration Resistance抗振动	Damage limits: 耐久:	10~55Hz Double Amplitude双振幅1.5mm
	Malfunction: 误动作:	10~55Hz Double Amplitude双振幅1.5mm
Shock Resistance抗冲击	Damage limits: 耐久:	100G Min.
	Malfunction: 误动作:	10G Min.
Life寿命	Mechanical Life (10800 per hour) 机械寿命 (每小时10800次)	1×10 ⁷
	Electrical Life (1800 per hour) 电气寿命 (每小时1800次)	1×10 ⁵
Ambient Temperature环境温度	-40°C ~ +105°C (No condensation) (不冷凝)	
Unit Weight单位重量	约Approx.6.5g	

COIL RATINGS (at 20°C) 线圈参数 (在 20°C)

Coil Nominal Voltage 额定电压 (VDC)	Nominal Current 额定电流 ±10%(mA)	Coil Resistance 线圈电阻 ±10% (Ω)	Max. Continuous Voltage 最大连续外加电压	Pick-Up Voltage 吸合电压 (Max)	Drop-Out Voltage 释放电压 (Min)	Rated power 额定功率
3	150.00	20	Coil Nominal Voltage 130% 额定电压的 130%	Coil Nominal Voltage 75% 额定电压的 75%	Coil Nominal Voltage 5% 额定电压的 5%	About 0.45W
5	90.00	55				
6	75.00	80				
9	50.00	180				
12	37.50	320				
24	18.75	1, 280				
48	9.38	5,120				

Coil Nominal Voltage 额定电压 (VDC)	Nominal Current 额定电流 ±10%(mA)	Coil Resistance 线圈电阻 ±10% (Ω)	Max. Continuous Voltage 最大连续外加电压	Pick-Up Voltage 吸合电压 (Max)	Drop-Out Voltage 释放电压 (Min)	Rated power 额定功率
3	66.67	45	Coil Nominal Voltage 130% 额定电压的 130%	Coil Nominal Voltage 75% 额定电压的 75%	Coil Nominal Voltage 5% 额定电压的 5%	About 0.20 W
5	40.00	125				
6	33.33	180				
9	22.22	405				
12	16.67	720				
24	8.33	2, 880				
48	4.17	11,520				

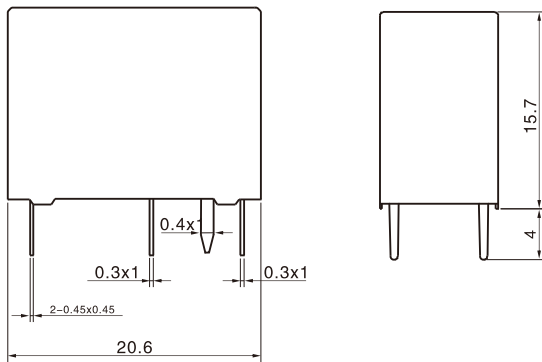
ORDERING INFORMATION 订货标记

QY33F-012-H-S-L-W 1 2 3 4 5 6	
1. Model Number 基本型号: QY33F	4. Enclosure: S-General Type, K-Sealed Type 封装形式: S-标准型, K-密封型
2. Coil Voltage 线圈规格 (VDC): 03,05,06,09,12,24,48	5. Coil Power: Nil - 0.45 W, L-0.20W 线圈功率: 无-0.45W, L-0.20W
3. Contact Form: H-1 Form A, Z-1 Form C 触点形式: H-1组常开, Z-1组转换	6. Current Load: Nil -5A, W-10A 电流安数: 无-5A, W-10A

SAFETY STANDARD安规认证

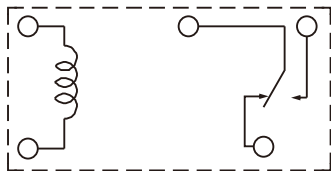
Approval认证类别	CQC	TUV	UL/C_UL
Authentication Load 认证负载	5A 250VAC 10A 250VAC	5A 250VAC 10A 250VAC	10A 125VAC 10A 250VAC 5A 30VDC 5A 250VAC

OUTLINE DIMENSIONS (UNIT:mm)外形尺寸 (单位: mm)

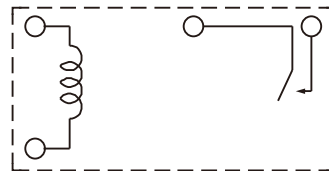


Undimensioned tolerance: <1mm: ±0.2mm 1~5mm: ±0.3mm >5mm: ±0.4mm
未标注尺寸公差: <1mm: ±0.2mm 1~5mm: ±0.3mm >5mm: ±0.4mm

Note: 1.The size of the lead foot is pre welding dimension. 注: 1、引出脚尺寸为预焊前尺寸
2.installation hole size tolerance: +0.1mm 2、安装孔尺寸公差: ±0.1mm

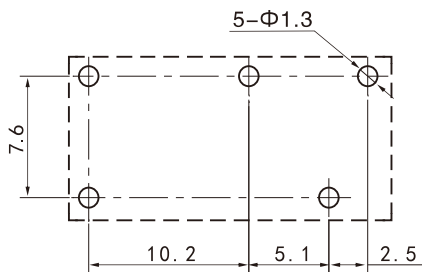


1Z

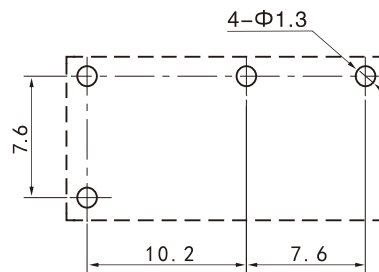


1H

Wiring diagram (bottom view)
接线图 (底视图)



1Z



1H

Mounting hole size (bottom view)
安装孔尺寸 (底视图)

TYPICAL USE 典型用途

- Household equipment, Office equipment, Audio equipment, Automobiles, Smart homes, Smart sockets, Air conditioning, Etc..
- 家用设备, 办公设备, 音响设备, 汽车, 智能家居, 智能插座, 空调等

PERFORMANCE CHART 性能曲线图

