

1N4728A - 1N4758A

Zener Diodes

Tolerance = 5%



DO-41 Glass case
COLOR BAND DENOTES CATHODE

Absolute Maximum Ratings * T_a = 25°C unless otherwise noted

Symbol	Parameter	Value	Units
P _D	Power Dissipation @ TL ≤ 50°C, Lead Length = 3/8"	1.0	W
	Derate above 50°C	6.67	mW/°C
T _J , T _{STG}	Operating and Storage Temperature Range	-65 to +200	°C

* These ratings are limiting values above which the serviceability of the diode may be impaired.

Electrical Characteristics T_a = 25°C unless otherwise noted

Device	V _Z (V) @ I _Z (Note 1)			Test Current I _Z (mA)	Max. Zener Impedance			Leakage Current		Non-Repetitive Peak Reverse Current I _{ZSM} (mA) (Note 2)
	Min.	Typ.	Max.		Z _Z @I _Z (Ω)	Z _{ZK} @ I _{ZK} (Ω)	I _{ZK} (mA)	I _R (μA)	V _R (V)	
1N4728A	3.135	3.3	3.465	76	10	400	1	100	1	1380
1N4729A	3.42	3.6	3.78	69	10	400	1	100	1	1260
1N4730A	3.705	3.9	4.095	64	9	400	1	50	1	1190
1N4731A	4.085	4.3	4.515	58	9	400	1	10	1	1070
1N4732A	4.465	4.7	4.935	53	8	500	1	10	1	970
1N4733A	4.845	5.1	5.355	49	7	550	1	10	1	890
1N4734A	5.32	5.6	5.88	45	5	600	1	10	2	810
1N4735A	5.89	6.2	6.51	41	2	700	1	10	3	730
1N4736A	6.46	6.8	7.14	37	3.5	700	1	10	4	660
1N4737A	7.125	7.5	7.875	34	4	700	0.5	10	5	605
1N4738A	7.79	8.2	8.61	31	4.5	700	0.5	10	6	550
1N4739A	8.645	9.1	9.555	28	5	700	0.5	10	7	500
1N4740A	9.5	10	10.5	25	7	700	0.25	10	7.6	454
1N4741A	10.45	11	11.55	23	8	700	0.25	5	8.4	414
1N4742A	11.4	12	12.6	21	9	700	0.25	5	9.1	380

Device	V _Z (V) @ I _Z (Note 1)			Test Current I _Z (mA)	Max. Zener Impedance			Leakage Current		Non-Repetitive Peak Reverse Current I _{ZSM} (mA) (Note 2)
	Min.	Typ.	Max.		Z _Z @ I _Z (Ω)	Z _{ZK} @ I _{ZK} (Ω)	I _{ZK} (mA)	I _R (μA)	V _R (V)	
1N4743A	12.35	13	13.65	19	10	700	0.25	5	9.9	344
1N4744A	14.25	15	15.75	17	14	700	0.25	5	11.4	304
1N4745A	15.2	16	16.8	15.5	16	700	0.25	5	12.2	285
1N4746A	17.1	18	18.9	14	20	750	0.25	5	13.7	250
1N4747A	19	20	21	12.5	22	750	0.25	5	15.2	225
1N4748A	20.9	22	23.1	11.5	23	750	0.25	5	16.7	205
1N4749A	22.8	24	25.2	10.5	25	750	0.25	5	18.2	190
1N4750A	25.65	27	28.35	9.5	35	750	0.25	5	20.6	170
1N4751A	28.5	30	31.5	8.5	40	1000	0.25	5	22.8	150
1N4752A	31.35	33	34.65	7.5	45	1000	0.25	5	25.1	135
1N4753A	34.2	36	37.8	7	50	1000	0.25	5	27.4	125
1N4754A	37.05	39	40.95	6.5	60	1000	0.25	5	29.7	115
1N4755A	40.85	43	45.15	6	70	1500	0.25	5	32.7	110
1N4756A	44.65	47	49.35	5.5	80	1500	0.25	5	35.8	95
1N4757A	48.45	51	53.55	5	95	1500	0.25	5	38.8	90
1N4758A	53.2	56	58.8	4.5	110	2000	0.25	5	42.6	80

Notes:

- Zener Voltage (V_Z)
The zener voltage is measured with the device junction in the thermal equilibrium at the lead temperature (T_L) at 30°C ± 1°C and 3/8" lead length.
- Square wave Reverse Surge at 8.3 msec soak time.

Top Mark Information

Device	Line 1	Line 2	Line 3	Line 4	Line 5
1N4728A	LOGO	47	28	A	XY
1N4729A	LOGO	47	29	A	XY
1N4730A	LOGO	47	30	A	XY
1N4731A	LOGO	47	31	A	XY
1N4732A	LOGO	47	32	A	XY
1N4733A	LOGO	47	33	A	XY
1N4734A	LOGO	47	34	A	XY
1N4735A	LOGO	47	35	A	XY
1N4736A	LOGO	47	36	A	XY
1N4737A	LOGO	47	37	A	XY
1N4738A	LOGO	47	38	A	XY
1N4739A	LOGO	47	39	A	XY
1N4740A	LOGO	47	40	A	XY
1N4741A	LOGO	47	41	A	XY
1N4742A	LOGO	47	42	A	XY
1N4743A	LOGO	47	43	A	XY
1N4744A	LOGO	47	44	A	XY
1N4745A	LOGO	47	45	A	XY
1N4746A	LOGO	47	46	A	XY
1N4747A	LOGO	47	47	A	XY
1N4748A	LOGO	47	48	A	XY
1N4749A	LOGO	47	49	A	XY
1N4750A	LOGO	47	50	A	XY
1N4751A	LOGO	47	51	A	XY
1N4752A	LOGO	47	52	A	XY
1N4753A	LOGO	47	53	A	XY
1N4754A	LOGO	47	54	A	XY
1N4755A	LOGO	47	55	A	XY
1N4756A	LOGO	47	56	A	XY
1N4757A	LOGO	47	57	A	XY
1N4758A	LOGO	47	58	A	XY

Top Mark Information (Continued)









General Requirements:

- 1.0 Cathode Band
- 2.0 First Line: F - Fairchild Logo
- 3.0 Second Line: Device name - For 1Nxx series: 3rd to 4th characters of the device name.
For BZxx series: 4th to 6th characters of the device name.
- 4.0 Third Line: Device name - For 1Nxx series: 5th to 6th characters of the device name.
For BZXyy series: Voltage rating
- 5.0 Third Line: Device name - For 1Nxx series: 7th to 8th characters of the device name.
(the 8th character is the large die identification)
For BZXyy series: Large Die Identification character
- 6.0 Fourth Line: Date Code - Two Digit - Six Weeks Date Code
Where: X represents the last digit of the calendar year
Y represents the Six weeks numeric code
- 7.0 Devices shall be marked as required in the device specification (PID or FSC Test Spec).
- 8.0 Maximum no. of marking lines: 5
- 9.0 Maximum no. of digits per line: 3
- 10.0 FSC logo must be 20 % taller than the alphanumeric marking and should occupy the 2 characters of the specified line.
- 11.0 Marking Font: Arial (Except FSC Logo)
- 12.0 First character of each marking line must be aligned vertically.
- 13.0 All device markings must be based on Fairchild device specification.



TRADEMARKS

The following includes registered and unregistered trademarks and service marks, owned by Fairchild Semiconductor and/or its global subsidiaries, and is not intended to be an exhaustive list of all such trademarks.

- | | | | |
|--|---|--|---|
| Auto-SPM™ | F-PFS™ | PowerTrench® | The Power Franchise® |
| Build it Now™ | FRFET® | PowerXS™ | the power franchise |
| CorePLUS™ | Global Power Resource™ | Programmable Active Droop™ | TinyBoost™ |
| CorePOWER™ | Green FPS™ | QFET® | TinyBuck™ |
| CROSSVOLT™ | Green FPS™ e-Series™ | QS™ | TinyLogic® |
| CTL™ | Gmax™ | Quiet Series™ | TINYOPTO™ |
| Current Transfer Logic™ | GTO™ | RapidConfigure™ | TinyPower™ |
| EcoSPARK® | IntelliMAX™ |  ™ | TinyPWM™ |
| EfficientMax™ | ISOPLANAR™ | Saving our world, 1mW/W/kW at a time™ | TinyWire™ |
| EZSWITCH™* | MegaBuck™ | SmartMax™ | TriFault Detect™ |
|  ™* | MICROCOUPLER™ | SMART START™ | TRUECURRENT™* |
|  ® | MicroFET™ | SPM® | µSerDes™ |
| Fairchild® | MicroPak™ | STEALTH™ |  |
| Fairchild Semiconductor® | MillerDrive™ | SuperFET™ | UHC® |
| FACT Quiet Series™ | MotionMax™ | SuperSOT™-3 | Ultra FRFET™ |
| FACT® | Motion-SPM™ | SuperSOT™-6 | UniFET™ |
| FAST® | OPTOLOGIC® | SuperSOT™-8 | VCC™ |
| FAST® | OPTOPLANAR® | SupreMOS™ | VisualMax™ |
| FastvCore™ |  ® | SyncFET™ | XS™ |
| FETBench™ | PDP SPM™ | Sync-Lock™ | |
| FlashWriter®* | Power-SPM™ |  SYSTEM GENERAL®* | |
| FPS™ | | | |

* Trademarks of System General Corporation, used under license by Fairchild Semiconductor.

DISCLAIMER

FAIRCHILD SEMICONDUCTOR RESERVES THE RIGHT TO MAKE CHANGES WITHOUT FURTHER NOTICE TO ANY PRODUCTS HEREIN TO IMPROVE RELIABILITY, FUNCTION, OR DESIGN. FAIRCHILD DOES NOT ASSUME ANY LIABILITY ARISING OUT OF THE APPLICATION OR USE OF ANY PRODUCT OR CIRCUIT DESCRIBED HEREIN; NEITHER DOES IT CONVEY ANY LICENSE UNDER ITS PATENT RIGHTS, NOR THE RIGHTS OF OTHERS. THESE SPECIFICATIONS DO NOT EXPAND THE TERMS OF FAIRCHILD'S WORLDWIDE TERMS AND CONDITIONS, SPECIFICALLY THE WARRANTY THEREIN, WHICH COVERS THESE PRODUCTS.

LIFE SUPPORT POLICY

FAIRCHILD'S PRODUCTS ARE NOT AUTHORIZED FOR USE AS CRITICAL COMPONENTS IN LIFE SUPPORT DEVICES OR SYSTEMS WITHOUT THE EXPRESS WRITTEN APPROVAL OF FAIRCHILD SEMICONDUCTOR CORPORATION.

As used herein:

- Life support devices or systems are devices or systems which, (a) are intended for surgical implant into the body or (b) support or sustain life, and (c) whose failure to perform when properly used in accordance with instructions for use provided in the labeling, can be reasonably expected to result in a significant injury of the user.
- A critical component in any component of a life support device, or system whose failure to perform can be reasonably expected to cause the failure of the life support device or system, or to affect its safety or effectiveness.

ANTI-COUNTERFEITING POLICY

Fairchild Semiconductor Corporation's Anti-Counterfeiting Policy. Fairchild's Anti-Counterfeiting Policy is also stated on our external website, www.fairchildsemi.com, under Sales Support.

Counterfeiting of semiconductor parts is a growing problem in the industry. All manufacturers of semiconductor products are experiencing counterfeiting of their parts. Customers who inadvertently purchase counterfeit parts experience many problems such as loss of brand reputation, substandard performance, failed applications, and increased cost of production and manufacturing delays. Fairchild is taking strong measures to protect ourselves and our customers from the proliferation of counterfeit parts. Fairchild strongly encourages customers to purchase Fairchild parts either directly from Fairchild or from Authorized Fairchild Distributors who are listed by country on our web page cited above. Products customers buy either from Fairchild directly or from Authorized Fairchild Distributors are genuine parts, have full traceability, meet Fairchild's quality standards for handling and storage and provide access to Fairchild's full range of up-to-date technical and product information. Fairchild and our Authorized Distributors will stand behind all warranties and will appropriately address any warranty issues that may arise. Fairchild will not provide any warranty coverage or other assistance for parts bought from Unauthorized Sources. Fairchild is committed to combat this global problem and encourage our customers to do their part in stopping this practice by buying direct or from authorized distributors.

PRODUCT STATUS DEFINITIONS

Definition of Terms

Datasheet Identification	Product Status	Definition
Advance Information	Formative / In Design	Datasheet contains the design specifications for product development. Specifications may change in any manner without notice.
Preliminary	First Production	Datasheet contains preliminary data; supplementary data will be published at a later date. Fairchild Semiconductor reserves the right to make changes at any time without notice to improve design.
No Identification Needed	Full Production	Datasheet contains final specifications. Fairchild Semiconductor reserves the right to make changes at any time without notice to improve the design.
Obsolete	Not In Production	Datasheet contains specifications on a product that is discontinued by Fairchild Semiconductor. The datasheet is for reference information only.

Rev. 140

Mouser Electronics

Authorized Distributor

Click to View Pricing, Inventory, Delivery & Lifecycle Information:

Fairchild Semiconductor:

[1N4749A_T50R](#) [1N4749ATR](#) [1N4749A_T50A](#) [1N4749A_S00Z](#) [1N4749A](#) [1N4749A_NT50A](#)